

# How to clean & disinfect your home

to limit the survival of the virus on surfaces and reduce the risk of infection



Clean and disinfect high-touch surfaces daily in household common areas



Tables & desktops



Hard-backed chairs



Doorknobs & handles



Light switches



Phones & tablets



Keyboards



Remote controls



Toilets & sinks

## Hard surfaces


Tables, doorknobs, light switches, countertops, handles, desks, toilets, faucets, sinks

1. Wear disposable gloves. Discard after each cleaning




If reusable gloves are used for cleaning and disinfection of surfaces for COVID-19, they should not be used for other purposes.

2. Clean the surface




Remove visible contamination if present and clean with appropriate cleaners indicated for use on these surfaces.

3. Disinfect the surfaces



Most common EPA-registered household disinfectants should be effective. A list of products that are EPA-approved for use against the virus that causes COVID-19 is available [HERE](#)



Additionally, unexpired household bleach will be effective against coronaviruses when properly diluted with water:

- 5 tablespoons bleach per gallon of water or 4 teaspoons bleach per quart of water

## Soft surfaces

Carpeted floor, rugs and drapes

1. Make sure you wear gloves!



If reusable gloves are used for cleaning and disinfection of surfaces for COVID-19, they should not be used for other purposes.

2. Clean the surfaces



Remove visible contamination if present and clean with appropriate cleaners indicated for use on these surfaces.

3. Launder items



Launder items in accordance with the manufacturer's instructions, using the warmest appropriate water setting. Dry items completely.



OR use products that are [EPA-approved for use against the virus that causes COVID-19](#).

## Electronics

Cell phones, tablets, touch screens, remote controls and keyboards

1. Cover your electronics



Consider use of wipeable covers for electronics.

2. Read instructions



Follow the manufacturer's instructions for all cleaning and disinfection products.

3. Use alcohol-based wipes




If no manufacturer guidance is available, consider the use of alcohol-based wipes containing at least 70% alcohol to disinfect touch screens. Dry surfaces thoroughly.

## Laundry


Clothing, towels, linens and other items

1. Wear disposable gloves. Discard after each cleaning



If reusable gloves are used for cleaning and disinfection of surfaces for COVID-19, they should not be used for other purposes.

2. Wash hands with soap & water



If no gloves are used when handling dirty laundry, be sure to wash hands afterwards.

3. Do not shake dirty laundry!



This will minimize the possibility of dispersing virus through the air.

4. Launder items



In accordance with the manufacturer's instructions, use the warmest appropriate water setting. Dry items completely. Dirty laundry from a sick person CAN BE WASHED with other people's items.

5. Clean & disinfect clothes hampers



Consider placing a bag liner that is either disposable (can be thrown away) or can be laundered.